



PLACE  
PICTURE  
HERE

Name: \_\_\_\_\_ D.O.B.: \_\_\_\_\_

Allergy to: \_\_\_\_\_

Weight: \_\_\_\_\_ lbs. Asthma: [ ] Yes (higher risk for a severe reaction) [ ] No

**NOTE: Do not depend on antihistamines or inhalers (bronchodilators) to treat a severe reaction. USE EPINEPHRINE.**

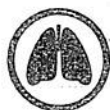
**Extremely reactive to the following foods:** \_\_\_\_\_

THEREFORE:

[ ] If checked, give epinephrine immediately for ANY symptoms if the allergen was likely eaten.

[ ] If checked, give epinephrine immediately if the allergen was definitely eaten, even if no symptoms are noted.

FOR ANY OF THE FOLLOWING:  
**SEVERE SYMPTOMS**



**LUNG**

Short of breath,  
wheezing,  
repetitive cough



**HEART**

Pale, blue,  
faint, weak  
pulse, dizzy



**THROAT**

Tight, hoarse,  
trouble  
breathing/  
swallowing



**MOUTH**

Significant  
swelling of the  
tongue and/or lips



**SKIN**

Many hives over  
body, widespread  
redness



**GUT**

Repetitive  
vomiting, severe  
diarrhea



**OTHER**

Feeling  
something bad is  
about to happen,  
anxiety, confusion

OR A  
**COMBINATION**  
of symptoms  
from different  
body areas.

**MILD SYMPTOMS**



**NOSE**

Itchy/runny  
nose,  
sneezing



**MOUTH**

Itchy mouth



**SKIN**

A few hives,  
mild itch



**GUT**

Mild nausea/  
discomfort

**FOR MILD SYMPTOMS FROM MORE THAN ONE  
SYSTEM AREA, GIVE EPINEPHRINE.**

**FOR MILD SYMPTOMS FROM A SINGLE SYSTEM  
AREA, FOLLOW THE DIRECTIONS BELOW:**

1. Antihistamines may be given, if ordered by a healthcare provider.
2. Stay with the person; alert emergency contacts.
3. Watch closely for changes. If symptoms worsen, give epinephrine.

**MEDICATIONS/DOSES**

Epinephrine Brand: \_\_\_\_\_

Epinephrine Dose: [ ] 0.15 mg IM [ ] 0.3 mg IM

Antihistamine Brand or Generic: \_\_\_\_\_

Antihistamine Dose: \_\_\_\_\_

Other (e.g., inhaler-bronchodilator if wheezing): \_\_\_\_\_

PARENT/GUARDIAN AUTHORIZATION SIGNATURE

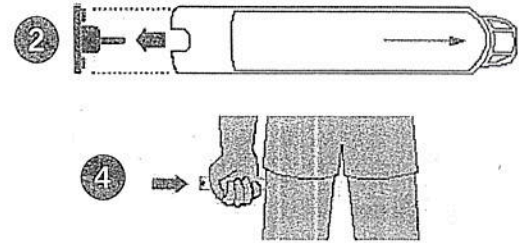
DATE

PHYSICIAN/HCP AUTHORIZATION SIGNATURE

DATE

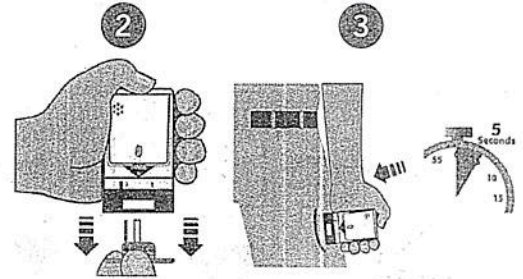
## EPIPEN® (EPINEPHRINE) AUTO-INJECTOR DIRECTIONS

1. Remove the EpiPen Auto-Injector from the plastic carrying case.
2. Pull off the blue safety release cap.
3. Swing and firmly push orange tip against mid-outer thigh.
4. Hold for approximately 10 seconds.
5. Remove and massage the area for 10 seconds.



## AUVI-Q™ (EPINEPHRINE INJECTION, USP) DIRECTIONS

1. Remove the outer case of Auvi-Q. This will automatically activate the voice instructions.
2. Pull off red safety guard.
3. Place black end against mid-outer thigh.
4. Press firmly and hold for 5 seconds.
5. Remove from thigh.



## ADRENACLICK®/ADRENACLICK® GENERIC DIRECTIONS

1. Remove the outer case.
2. Remove grey caps labeled "1" and "2".
3. Place red rounded tip against mid-outer thigh.
4. Press down hard until needle penetrates.
5. Hold for 10 seconds. Remove from thigh.



**OTHER DIRECTIONS/INFORMATION** (may self-carry epinephrine, may self-administer epinephrine, etc.):

Treat the person before calling emergency contacts. The first signs of a reaction can be mild, but symptoms can get worse quickly.

### EMERGENCY CONTACTS — CALL 911

RESCUE SQUAD: \_\_\_\_\_

DOCTOR: \_\_\_\_\_ PHONE: \_\_\_\_\_

PARENT/GUARDIAN: \_\_\_\_\_ PHONE: \_\_\_\_\_

### OTHER EMERGENCY CONTACTS

NAME/RELATIONSHIP: \_\_\_\_\_

PHONE: \_\_\_\_\_

NAME/RELATIONSHIP: \_\_\_\_\_

PHONE: \_\_\_\_\_

PARENT/GUARDIAN AUTHORIZATION SIGNATURE \_\_\_\_\_

DATE \_\_\_\_\_